

20-01-2016

The Manager  
Corporate Relationship,  
Dept. of Corporate Services,  
Bombay Stock Exchange Limited  
Floor 25, PJ Towers,  
Dalal Street,  
Mumbai-400 001

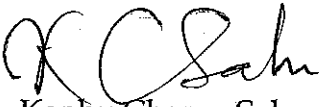
Dear Sir,

**Sub: Shareholding Pattern under Regulation 31 of the SEBI (Listing Obligations  
and Disclosure Requirements) Regulations, 2015**

Please find enclosed herewith the shareholding pattern as on 31<sup>st</sup> December 2015.

Thanking you

Yours faithfully,  
For Radaan Mediaworks India Limited

  
Kanhu Charan Sahu  
Company Secretary

Encl: aa

Holding of specified securities ( Statement Showing Shareholding Pattern )

1. Name of Listed Entity : RADDAAN MEDIAWORKS INDIA LIMITED
2. Scrip Code / Name of Scrip / Class of Security / / EQUITY  
590070/RADDAAN
3. Share Holding Pattern Filed under: Reg. 31(1)(a) / Reg. 31(1)(b) / Reg.31(1)(c)
  - a. If under 31(1)(b) then indicate the report for Quarter ending 31-Dec-2015
  - b. If under 31(1)(c) then indicate date of allotment/extinguishment 31-Dec-2015
4. Declaration: The Listed entity is required to submit the following declaration to the extent of submission of information:-

| Particulars |  | Yes* | No* |
|-------------|--|------|-----|
| 1           | Whether the Listed Entity has issued any partly paid up shares?                        |      | NO  |
| 2           | Whether the Listed Entity has issued any Convertible Securities or Warrants?           |      | NO  |
| 3           | Whether the Listed Entity has any shares against which depository receipts are issued? |      | NO  |
| 4           | Whether the Listed Entity has any shares in locked-in?                                 |      | NO  |
| 5           | Whether any shares held by promoters are pledge or otherwise encumbered?               | YES  |     |

5. The tabular format for disclosure of holding of specified securities is as follows:-




Table I

Table I - Summary Statement holding of specified securities

| Category | Category of Shareholder (i)    | Nos. of Shareholders (iii) | No. of fully paid up equity shares held (iv) | No. of Partly paid-up equity shares held (v) | No. of shares underlying Depository Receipts (vi) | Total nos. shares held (vii) = (iv)+(v)+(vi) | Shareholding as a % of total no. of shares (calculated as per SCRR, 1957) (viii) As a % of (A+B+C2) | Number of Voting Rights held in each class of securities (ix) |             |       | Total as a % of (A+B+C) | No. of Shares Outstanding (including convertible securities (including Warrants) (x) | Shareholding, as a % assuming full conversion of convertible securities (as a percentage of diluted share capital) (xi) = (viii)+(x) As a % of (A+B+C2) | Number of Locked in shares (xii) |                                 | Number of Shares pledged or otherwise encumbered (xiii) |                                 | Number of equity shares held in dematerialized form (xiv) |
|----------|--------------------------------|----------------------------|--|--|---|--|---|---|-------------|-------|-------------------------|--|---|----------------------------------|---------------------------------|---|---------------------------------|---|
|          |                                |                            |  |  |   |  |   | Class eg: X   | Class eg: Y | Total |                         |  |   | No.(a)                           | As a % of total Shares held (b) | No.(a)  | As a % of total Shares held (b) |   |
| A.       | PROMOTER & PROMOTER GROUP      | 2                          | 27849790                                     | 0  | 0   | 27849790                                     | 51.4139   | 0   | 0           | 0     | 0                       | 0  | 0   | 0                                | 0                               | 12500000  | 44,8836                         | 27849790  |
| B.       | PUBLIC                         | 11611                      | 26311750                                     | 0  | 0   | 26311750                                     | 48.5801   | 0   | 0           | 0     | 0                       | 0  | 0   | 0                                | 0                               | 0   | 0                               | 26133917  |
| C.       | NON PROMOTER-NON PUBLIC        | 0                          | 0  | 0  | 0   | 0  | 0   | 0   | 0           | 0     | 0                       | 0  | 0   | 0                                | 0                               | 0   | 0                               | 0   |
| C1.      | SHARES UNDERLYING DRS          | 0                          | 0  | 0  | 0   | 0  | 0   | 0   | 0           | 0     | 0                       | 0  | 0   | 0                                | 0                               | 0   | 0                               | 0   |
| C2.      | SHARES HELD BY EMPLOYEE TRUSTS | 0                          | 0  | 0  | 0   | 0  | 0   | 0   | 0           | 0     | 0                       | 0  | 0   | 0                                | 0                               | 0   | 0                               | 0   |
|          | Total                          | 11613                      | 54161540                                     | 0  | 0   | 54161540                                     | 100   | 0   | 0           | 0     | 0                       | 0  | 0   | 0                                | 0                               | 12500000  | 23.0791                         | 53983707  |




Table II - Statement showing shareholding pattern of the Promoter and Promoter Group

| 1. | Category & Name of the Shareholders (i)                           | PAN (ii)  | Nos. of Shareholder (iii) | No. of fully paid up equity shares held (iv) | Partly paid-up equity shares held (v) | No. of shares underlying Depository Receipts (vi) | Total nos. shares held (VII = IV + V + VI) | Shareholding % calculated as per SCRR, 1957 As a % of (A+B+C2) (VIII) | Number of Voting Rights held in each class of securities (X) |         |       | Total as a % of Total Voting rights | No. of Shares Underlying Outstanding convertible securities (including Warrants) (x) | Shareholding, as a % assuming full conversion of convertible securities (as a percentage of diluted share capital) (XI) = (VII)+(X) as a % of A+B+C2 | Number of Locked in shares (XII) | As a % of total Shares held (t) | Number of pledged or otherwise encumbered (XIII) | As a % of total Shares held (t) | Number of equity shares held in dematerialized form (XIV) |          |
|----|---|-----------|---------------------------|--|---------------------------------------|---|--|---|--|---------|-------|-------------------------------------|--|--|----------------------------------|---------------------------------|--|---------------------------------|---|----------|
|    |   |           |                           |  |                                       |   |  |   | Class X  | Class Y | Total |                                     |  |  |                                  |                                 |  |                                 |   |          |
| 1. | INDIAN  |           |                           |  |                                       |   |  |   |  |         |       |                                     |  |  |                                  |                                 |  |                                 |   |          |
| a. | Individuals/Hindu Undivided Family                                |           | 2                         | 27849790                                     | 0                                     | 0   | 27849790                                   | 51.4139   | 0  | 0       | 0     | 0                                   | 0  | 0  | 0                                | 0                               | 0  | 0                               | 0   | 27849790 |
|    | Names :   |           |                           |  |                                       |   |  |   |  |         |       |                                     |  |  |                                  |                                 |  |                                 |   |          |
|    | RADIKKA R   | AAEPRS73M |                           | 12500000                                     | 0                                     | 0   | 12500000                                   | 23.0791   |  |         |       |                                     |  |  |                                  |                                 |  |                                 |   | 12500000 |
|    | RADIKKA A   | AAEPRS73M |                           | 15349790                                     | 0                                     | 0   | 15349790                                   | 28.3408   |  |         |       |                                     |  |  |                                  |                                 |  |                                 |   | 15349790 |
| b. | Central Government (State Government(s))                          |           | 0                         | 0  | 0                                     | 0   | 0  | 0   | 0  | 0       | 0     | 0                                   | 0  | 0  | 0                                | 0                               | 0  | 0                               | 0   | 0        |
| c. | Financial Institutions/ Banks                                     |           | 0                         | 0  | 0                                     | 0   | 0  | 0   | 0  | 0       | 0     | 0                                   | 0  | 0  | 0                                | 0                               | 0  | 0                               | 0   | 0        |
| d. | ANY OTHER   |           |                           |  |                                       |   |  |   |  |         |       |                                     |  |  |                                  |                                 |  |                                 |   |          |
|    | Sub-Total (A1)  |           | 2                         | 27849790                                     | 0                                     | 0   | 27849790                                   | 51.4139   | 0  | 0       | 0     | 0                                   | 0  | 0  | 0                                | 0                               | 0  | 0                               | 0   | 27849790 |
| 2. | FOREIGN   |           |                           |  |                                       |   |  |   |  |         |       |                                     |  |  |                                  |                                 |  |                                 |   |          |
| a. | Individuals (Non-Resident Individuals/ Foreign Individuals)       |           | 0                         | 0  | 0                                     | 0   | 0  | 0   | 0  | 0       | 0     | 0                                   | 0  | 0  | 0                                | 0                               | 0  | 0                               | 0   | 0        |
| b. | Government  |           | 0                         | 0  | 0                                     | 0   | 0  | 0   | 0  | 0       | 0     | 0                                   | 0  | 0  | 0                                | 0                               | 0  | 0                               | 0   | 0        |
| c. | Institutions  |           | 0                         | 0  | 0                                     | 0   | 0  | 0   | 0  | 0       | 0     | 0                                   | 0  | 0  | 0                                | 0                               | 0  | 0                               | 0   | 0        |
| d. | Foreign Portfolio Investor  |           | 0                         | 0  | 0                                     | 0   | 0  | 0   | 0  | 0       | 0     | 0                                   | 0  | 0  | 0                                | 0                               | 0  | 0                               | 0   | 0        |
| f. | ANY OTHER   |           |                           |  |                                       |   |  |   |  |         |       |                                     |  |  |                                  |                                 |  |                                 |   |          |
|    | Sub-Total (A2)  |           | 0                         | 0  | 0                                     | 0   | 0  | 0   | 0  | 0       | 0     | 0                                   | 0  | 0  | 0                                | 0                               | 0  | 0                               | 0   | 0        |
|    | Total Shareholding of Promoter and Promoter Group (A) = (A1)+(A2) |           | 2                         | 27849790                                     | 0                                     | 0   | 27849790                                   | 51.4139   | 0  | 0       | 0     | 0                                   | 0  | 0  | 0                                | 0                               | 0  | 0                               | 0   | 27849790 |

Details of Shares which remain unclaimed may be given hear along with details such as number of shareholders, outstanding shares held in demat/unclaimed suspense account, voting rights which are frozen etc.




Table III - Statement showing shareholding pattern of the Public shareholder

| Category & Name of the Shareholders (i)                        | PAN (ii) | Nos. of Shareholder (iii) | No. of fully paid up equity shares held (iv) | Partly paid-up equity shares held (v) | No. of shares underlying Depository Receipts (vi) | Total nos. shares held (VII = IV + V + VI) | Shareholding % calculated as per SCRR, 1957 As a % of (A+B+C2) (VIII) | Number of Voting Rights held in each class of securities (X) |         |       | Total as a % of Total Voting rights | No. of Underlying convertible securities (including Warrants) (X) | Total Shareholding, as a % assuming full conversion of convertible securities (as a percentage of diluted share capital) (XI) | Number of Locked in shares (XII) | As a % of total Shares held (b) | Number of Shares pledged or otherwise encumbered (XIII) | As a % of total Shares held (Not applicable) (b) | Number of equity shares held in dematerialized form (XIV) |
|--|----------|---------------------------|--|---------------------------------------|---|--|---|--|---------|-------|-------------------------------------|---|---|----------------------------------|---------------------------------|---|--|---|
|  |          |                           |  |                                       |   |  |   | Class X  | Class Y | Total |                                     |   |   |                                  |                                 |   |  |   |
| <b>1. INSTITUTIONS</b>   |          |                           |  |                                       |   |  |   |  |         |       |                                     |   |   |                                  |                                 |   |  |   |
| a. Mutual Funds/   |          | 0                         | 0  | 0                                     | 0   | 0  | 0   | 0  | 0       | 0     | 0                                   | 0   | 0   | 0                                | 0                               | 0   | 0  | 0   |
| b. Venture Capital Funds                                       |          | 0                         | 0  | 0                                     | 0   | 0  | 0   | 0  | 0       | 0     | 0                                   | 0   | 0   | 0                                | 0                               | 0   | 0  | 0   |
| c. Alternate Investment Funds                                  |          | 0                         | 0  | 0                                     | 0   | 0  | 0   | 0  | 0       | 0     | 0                                   | 0   | 0   | 0                                | 0                               | 0   | 0  | 0   |
| d. Foreign Venture Capital Investors                           |          | 0                         | 0  | 0                                     | 0   | 0  | 0   | 0  | 0       | 0     | 0                                   | 0   | 0   | 0                                | 0                               | 0   | 0  | 0   |
| e. Foreign Portfolio Investors                                 |          | 0                         | 0  | 0                                     | 0   | 0  | 0   | 0  | 0       | 0     | 0                                   | 0   | 0   | 0                                | 0                               | 0   | 0  | 0   |
| f. Financial Institutions/ Banks                               |          | 0                         | 0  | 0                                     | 0   | 0  | 0   | 0  | 0       | 0     | 0                                   | 0   | 0   | 0                                | 0                               | 0   | 0  | 0   |
| g. Insurance Companies   |          | 0                         | 0  | 0                                     | 0   | 0  | 0   | 0  | 0       | 0     | 0                                   | 0   | 0   | 0                                | 0                               | 0   | 0  | 0   |
| h. Provident Funds/ Pension Funds                              |          | 0                         | 0  | 0                                     | 0   | 0  | 0   | 0  | 0       | 0     | 0                                   | 0   | 0   | 0                                | 0                               | 0   | 0  | 0   |
| i. ANY OTHER FOREIGN INSTITUTIONAL INVESTORS                   |          | 1                         | 150000                                       | 0                                     | 0   | 150000                                     | 0.2769  | 0  | 0       | 0     | 0                                   | 0   | 0   | 0                                | 0                               | 0   | 0  | 0   |
| Sub-Total (B)(1)   |          | 1                         | 150000                                       | 0                                     | 0   | 150000                                     | 0.2769  | 0  | 0       | 0     | 0                                   | 0   | 0   | 0                                | 0                               | 0   | 0  | 0   |
| 2. Central Government/ State Government(s)/ President of India |          |                           |  |                                       |   |  |   |  |         |       |                                     |   |   |                                  |                                 |   |  |   |
| Sub-Total (B)(2)   |          | 0                         | 0  | 0                                     | 0   | 0  | 0   | 0  | 0       | 0     | 0                                   | 0   | 0   | 0                                | 0                               | 0   | 0  | 0   |
| 3. NON-INSTITUTIONS  |          |                           |  |                                       |   |  |   |  |         |       |                                     |   |   |                                  |                                 |   |  |   |
| a. INDIVIDUALS -   |          |                           |  |                                       |   |  |   |  |         |       |                                     |   |   |                                  |                                 |   |  |   |






Table IV - Statement showing shareholding pattern of the Non Promoter- Nor

| Category & Name of the Shareholders (i)                                | PAN (ii) | Nos. of Shareholder (iii) | No. of fully paid up equity shares held (iv) | Partly paid-up equity shares held (v) | No. of shares underlying Depository Receipts (vi) | Total nos. shares held (vii = iv + v + vi) | Shareholding % calculated as per SCRR, 1957 As a % of (A+B+C2) (viii) | Number of Voting Rights held in each class of securities (ix) |         |       | Total as a % of Total Voting rights | No. of Shares Outstanding convertible securities (including Warrants) (x) | Total Shareholding, as a % assuming full conversion of convertible securities (as a percentage of diluted share capital) (xi) | Number of Locked In shares (xii) |                                 | Number of Shares pledged or otherwise encumbered (xiii) |  | Number of dematerialized equity shares held in form (xiv) (Not applicable) |
|--|----------|---------------------------|--|---------------------------------------|---|--|---|---|---------|-------|-------------------------------------|---|---|----------------------------------|---------------------------------|---|--|--|
|  |          |                           |  |                                       |   |  |   | Class X   | Class Y | Total |                                     |   |   | No. (a)                          | As a % of total Shares held (b) | No. (a) (Not applicable)                                | As a % of total Shares held (Not applicable) (b) |  |
| 1. Custodian/DR Holder   |          | 0                         | 0  | 0                                     | 0   | 0  | 0   | 0   | 0       | 0     | 0                                   | 0   | 0   | 0                                | 0                               | 0   | 0  | 0  |
| 2. Trust (under SEBI (Share based Employee Benefit) Regulations, 2014) |          | 0                         | 0  | 0                                     | 0   | 0  | 0   | 0   | 0       | 0     | 0                                   | 0   | 0   | 0                                | 0                               | 0   | 0  | 0  |
| Total Non-Promoter-Non Public Shareholding (C1)+(C)2                   |          | 0                         | 0  | 0                                     | 0   | 0  | 0   | 0   | 0       | 0     | 0                                   | 0   | 0   | 0                                | 0                               | 0   | 0  | 0  |

